UNRESTRICTED FUNDS
ACTUAL VS. BUDGET
CUMULATIVE THROUGH
MAY 31, 2020

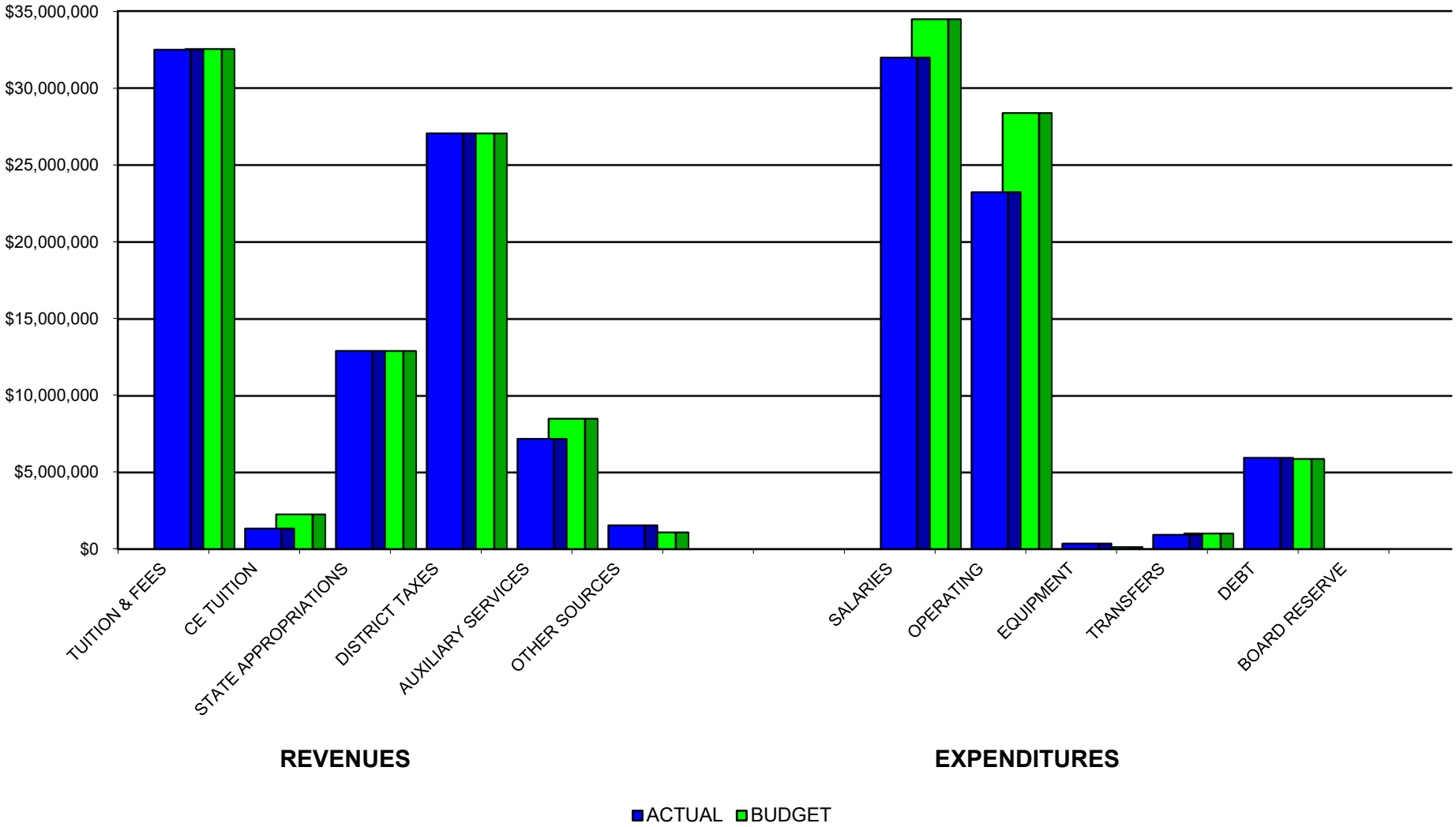

ACTUAL VERSUS BUDGET
REVENUES AND EXPENDITURES
FOR FY 2020

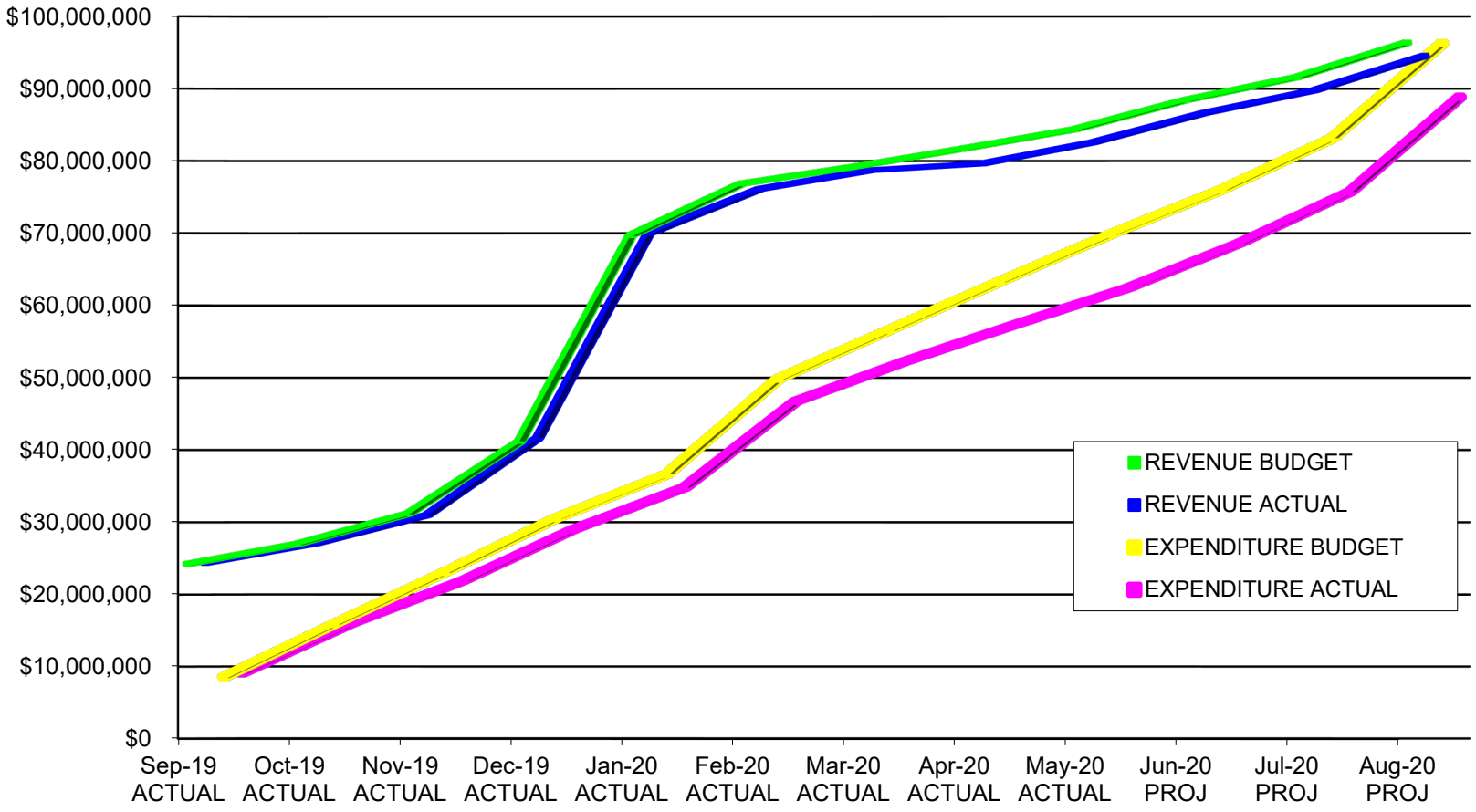

CHART 2

UNRESTRICTED FUNDS
ACTUAL VS. BUDGET
MONTH ONLY
MAY 31, 2020

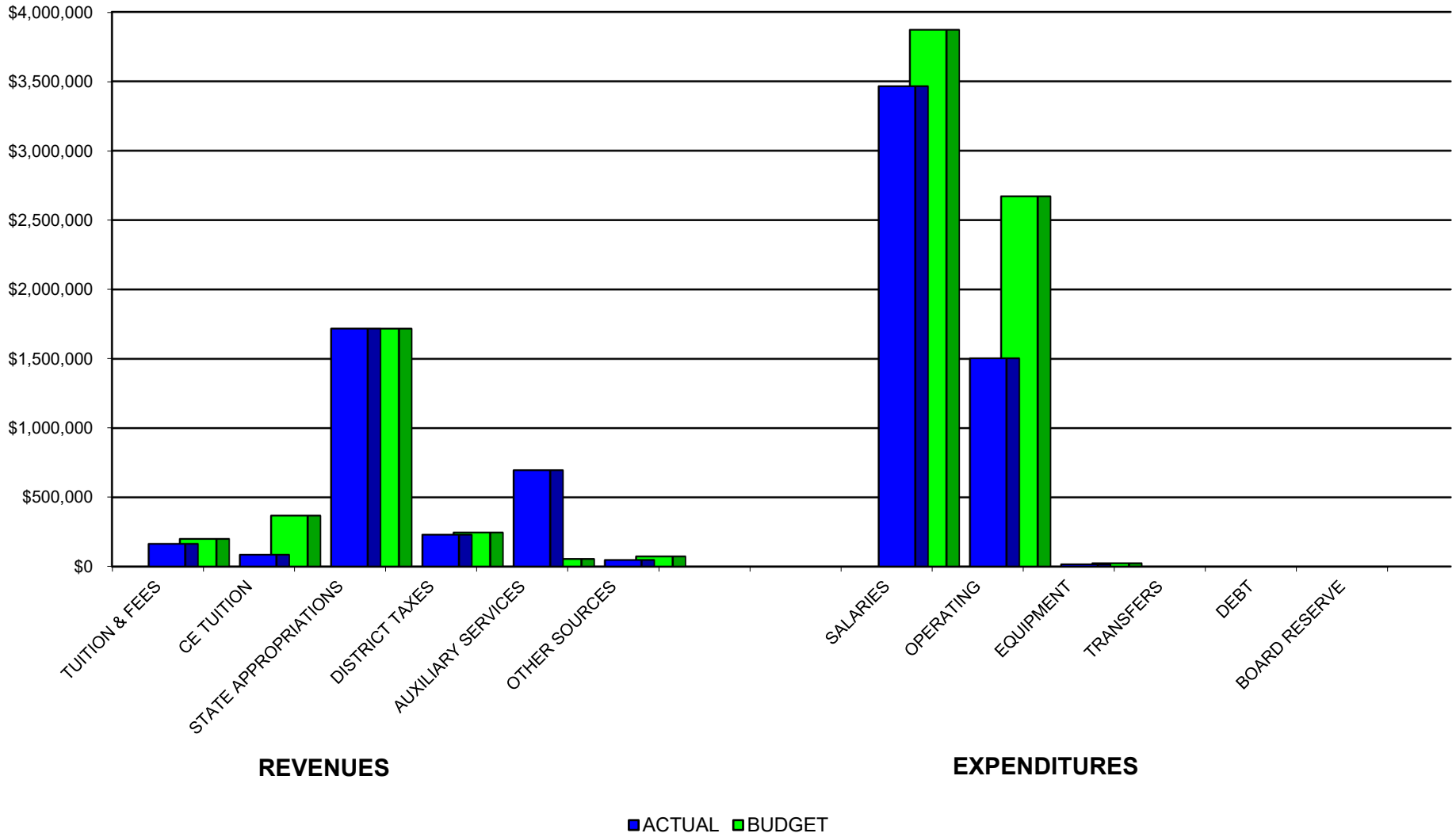

CONTINUING EDUCATION
CUMULATIVE THROUGH
MAY 31, 2020

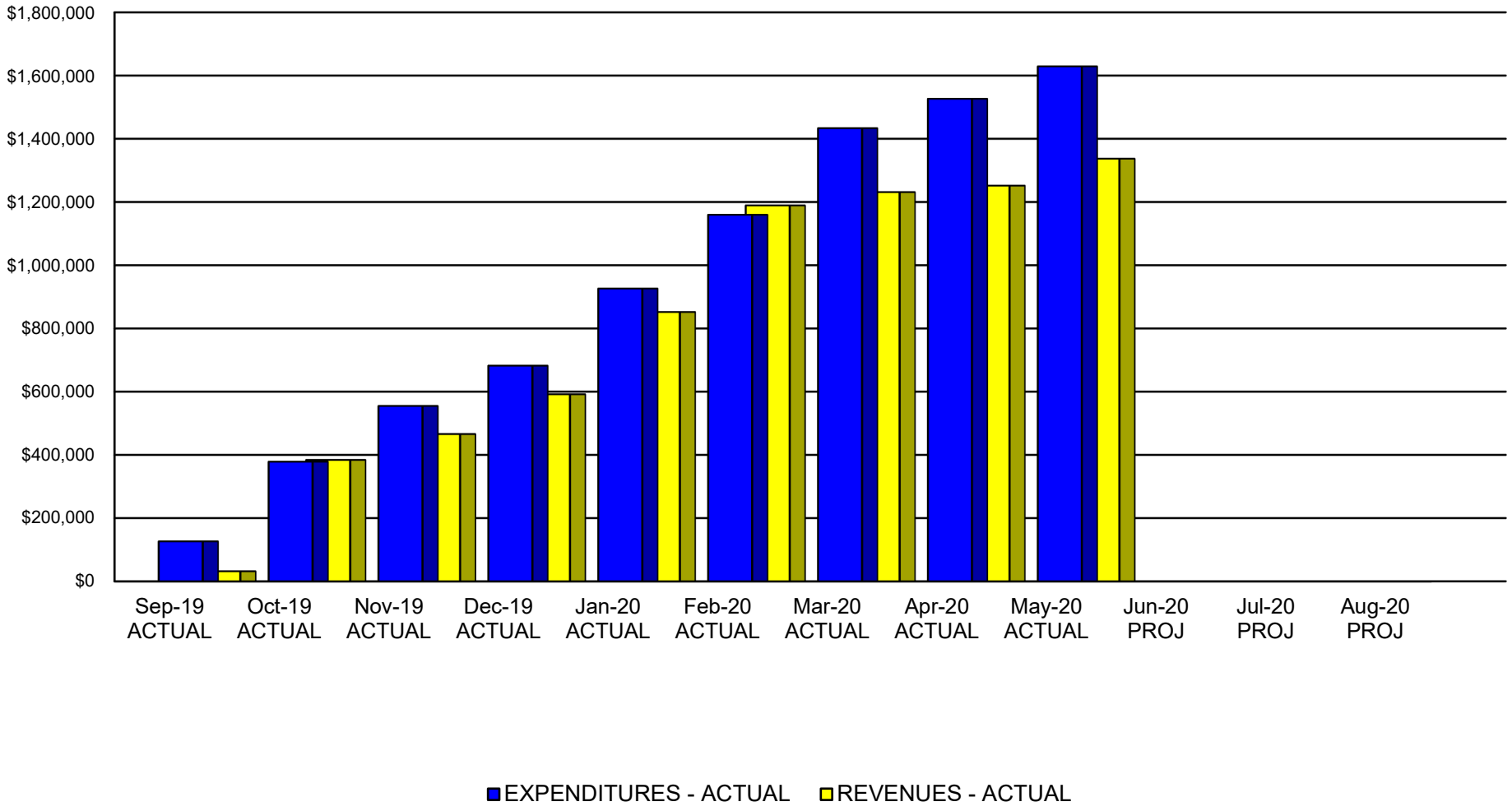

CONTINUING EDUCATION
MONTH ONLY
MAY 31, 2020

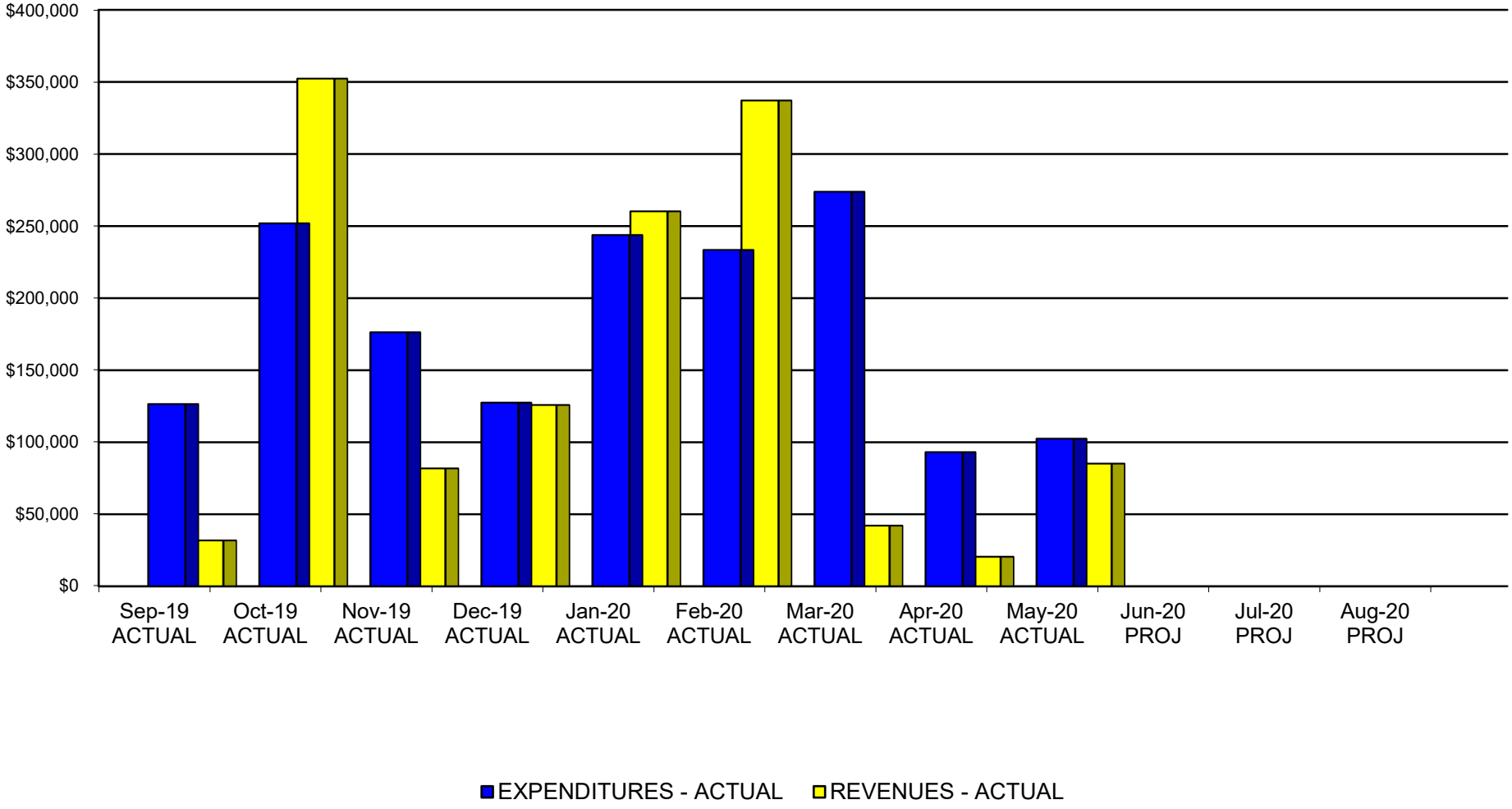

TYLER JUNIOR COLLEGE
BALANCE SHEET ALL FUNDS
May 31, 2020

ASSETS	LAST YEAR AUDITED	LAST YEAR AT 5/31/2019	CHANGES	CURRENT TOTAL ALL FUNDS	CURRENT UNRESTR. FUNDS	CURRENT RESTRICTED FUNDS	LOAN FUNDS	PLANT FUNDS	AGENCY FUNDS
CASH AND CASH EQUIVALENTS	15,645,472	25,696,332	17,862,798	**43,559,130**	29,190,310	1,019,388	2,154,646	9,634,740	1,560,046
ACCOUNTS RECEIVABLE	20,348,800	12,046,176	2,901,636	**14,947,812**	13,568,477	629,727	(10,213)	473,731	286,090
DELINQUENT TAXES RECEIVABLE	777,622	715,828	61,794	**777,622**	777,622	-	-	-	-
PREPAID & DEFERRED ITEMS	134,493	60,249	7,009	**67,258**	52,919	-	-	14,339	-
CONSTRUCTION IN PROGRESS	1,397,425	1,295,356	102,069	**1,397,425**	-	-	-	1,397,425	-
PROPERTY/PLANT/EQUIPMENT	203,121,688	206,580,161	(3,458,473)	**203,121,688**	-	-	-	203,121,688	-
DUE FROM OTHER FUNDS	8,808,502	8,808,502	-	**8,808,502**	6,111,004	-	2,697,423	-	75
DEFERRED OUTFLOWS RELATED to GASB 68 & 75	31,788,255	9,776,950	22,011,305	**31,788,255**	31,788,255	-	-	-	-
	282,022,257	264,979,554	39,488,138	**304,467,692**	81,488,587	1,649,115	4,841,856	214,641,923	1,846,211
LIABILITIES									
ACCOUNTS PAYABLE	3,678,244	1,274,903	(325,459)	**949,444**	949,444	-	-	-	-
ACCRUED LIABILITIES	64,114,485	50,591,694	13,297,505	**63,889,199**	63,750,751	-	-	138,448	-
FUNDS HELD FOR OTHERS	1,784,692	1,788,495	57,594	**1,846,089**	-	(122)	-	-	1,846,211
BONDS PAYABLE	103,079,707	107,557,409	13,533,786	**121,091,195**	-	-	-	121,091,195	-
CAPITAL LEASE PAYABLE	3,779,209	3,875,567	(1,169,869)	**2,705,698**	-	-	-	2,705,698	-
DEFERRED REVENUES	25,546,434	12,429,664	3,667,854	**16,097,518**	14,591,016	1,047,029	-	459,473	-
ACCRUED COMPENSABLE ABSENCES	1,377,512	1,574,801	(197,289)	**1,377,512**	1,377,512	-	-	-	-
DUE TO OTHER FUNDS	8,808,502	8,808,502	-	**8,808,502**	2,781,618	92,009	5,934,875	-	-
DEFERRED INFLOWS RELATED to GASB 68 & 75	25,623,336	12,864,830	12,758,506	**25,623,336**	25,623,336	-	-	-	-
	237,792,121	200,765,865	41,622,628	**242,388,493**	109,073,677	1,138,916	5,934,875	124,394,814	1,846,211
FUND BALANCES									
FUND BALANCES	73,035,929	73,475,863	2,587,175	**76,063,038**	8,007,662	771,805	(1,093,019)	68,376,590	-
CHANGE IN FUND BALANCES	3,027,109	18,290,133	(441,070)	**17,849,063**	20,102,955	(261,606)	-	(1,992,286)	-
CONTRIBUTED CAPITAL	250,000	250,000	-	**250,000**	-	-	-	250,000	-
ADJUSTMENT for GASB 68 PENSION LIABILITY	(9,558,798)	(9,558,798)	-	**(9,558,798)**	(9,558,798)	-	-	-	-
ADJUSTMENT for GASB 75 OPEB LIABILITY	(41,856,314)	(41,856,314)	-	**(41,856,314)**	(41,856,314)	-	-	-	-
ADJUST for GASB ANNUAL ACTUARIAL ASSUMPTIONS	(4,280,595)	-	(4,280,595)	**(4,280,595)**	(4,280,595)	-	-	-	-
NET INVESTMENT IN PLANT	23,612,805	23,612,805	-	**23,612,805**	-	-	-	23,612,805	-
	44,230,136	64,213,689	(2,134,490)	**62,079,199**	(27,585,090)	510,199	(1,093,019)	90,247,109	-
TOTAL LIABILITIES AND FUND BALANCES	282,022,257	264,979,554	39,488,138	**304,467,692**	81,488,587	1,649,115	4,841,856	214,641,923	1,846,211

STATEMENT OF CURRENT FUNDS REVENUES, EXPENDITURES, AND OTHER CHANGES IN FUND BALANCE
May 31, 2020
FY 2020

	LAST YEAR AUDITED	LAST YEAR AT 5/31/2019	OVER/ (UNDER)	CURRENT TOTAL	CURRENT UNRESTRICTED	CURRENT RESTRICTED	2020 BUDGET	CURRENT % OF BUDGET	LAST YEAR % ACTUAL
REVENUES BY SOURCE									
TUITION AND FEES	40,369,477	36,871,352	(241,007)	**36,630,345**	36,630,345	-	40,497,171	90.5%	91.3%
WAIVERS AND EXEMPTIONS	(2,518,748)	(2,138,900)	(283,601)	**(2,422,501)**	(2,422,501)	-	(2,304,415)	105.1%	84.9%
R2T4 SCHOOL PORTION	(399,945)	(274,230)	(103,673)	**(377,903)**	(377,903)	-	(365,823)	103.3%	68.6%
STATE FUNDS	21,875,924	15,789,018	1,147,905	**16,936,923**	12,932,158	4,004,765	24,356,230	69.5%	72.2%
DISTRICT TAXES	26,115,574	25,556,903	1,505,579	**27,062,482**	27,062,482	-	27,580,275	98.1%	97.9%
FEDERAL GRANTS	23,174,100	21,436,370	2,810,953	**24,247,323**	81,940	24,165,383	23,170,725	104.6%	92.5%
STATE GRANTS	2,151,767	1,449,743	85,245	**1,534,988**	-	1,534,988	112,889	1359.7%	67.4%
PRIVATE GIFTS	525,700	203,191	(50,951)	**152,240**	-	152,240	-	0.0%	38.7%
AUXILIARY SERVICES	8,042,672	7,531,148	(335,864)	**7,195,284**	7,195,284	-	8,868,535	81.1%	93.6%
OTHER SOURCES	1,942,282	1,263,282	(295,554)	**967,728**	967,728	-	1,283,858	75.4%	65.0%
TRANSFERS FROM OTHER FUNDS	2,779,607	211,442	286,219	**497,661**	497,661	-	2,739,669	18.2%	7.6%
TOTAL	124,058,410	107,899,319	4,239,032	**112,424,570**	82,567,194	29,857,376	125,939,114	89.3%	87.0%
EXPENDITURES BY FUNCTION									
INSTRUCTION	34,715,704	27,195,764	(420,590)	**26,775,174**	23,637,076	3,138,098	36,352,463	73.7%	78.3%
PUBLIC SERVICE	549,761	432,430	(92,211)	**340,219**	43,205	297,014	511,836	66.5%	78.7%
ACADEMIC SUPPORT	4,116,200	3,134,233	(216,795)	**2,917,438**	2,619,554	297,884	3,901,805	74.8%	76.1%
STUDENT SERVICES	9,742,797	7,502,234	593,505	**8,095,739**	5,630,384	2,465,355	9,620,287	84.2%	77.0%
INSTITUTIONAL SUPPORT	23,199,412	13,341,913	(409,260)	**12,932,653**	12,513,645	419,008	21,542,861	60.0%	57.5%
PHYSICAL PLANT	4,740,648	3,311,530	53,643	**3,365,173**	3,365,173	-	8,748,813	38.5%	69.9%
SCHOLARSHIPS	22,090,352	20,628,683	2,872,940	**23,501,623**	-	23,501,623	22,877,500	102.7%	93.4%
AUXILIARY SERVICES	9,430,594	7,934,425	(654,943)	**7,279,482**	7,279,482	-	8,485,794	85.8%	84.1%
TRANSFERS-DEBT SERVICE	11,638,891	5,730,068	227,280	**5,957,348**	5,957,348	-	11,947,155	49.9%	49.2%
TRANSFERS-OTHER	2,962,527	1,650,371	(231,999)	**1,418,372**	1,418,372	-	1,550,600	91.5%	55.7%
TRANSFERS TO RESERVES	-	-	-	**-**	-	-	400,000	0.0%	
TOTAL	123,186,886	90,861,651	1,721,570	**92,583,221**	62,464,239	30,118,982	125,939,114	73.5%	73.8%
NET INCREASE IN FUND BALANCE	871,524	17,037,668	2,517,462	**19,841,349**	**20,102,955**	**(261,606)**	-		

TYLER JUNIOR COLLEGE
REPORT OF INVESTMENT TRANSACTIONS TO THE BOARD OF TRUSTEES
May 31, 2020

CASH & SHORT TERM INVESTMENTS	INVESTMENT TYPE	YIELD	MARKET VALUE 9/1/2019	DEPOSITS YTD	INTEREST YTD	WITHDRAWALS YTD	MARKET VALUE 05/31/20
CASH IN CHECKING ACCOUNTS	CASH	varies	$ 5,679,833	$ -	$ -	$ -	**$ 12,930,963**
PETTY CASH	CASH	varies	$ 3,350	$ 135	$ -	$ -	**$ 3,485**
BOARD OF EDUCATION-MAIN	TEXPOOL	0.22%	$ 371,652	$ 15,389,704	$ 12,120	$ (11,220,274)	**$ 4,553,203**
TexasTERM POOL ACCOUNT	TexasTERM	0.24%	$ 274,839	$ -	$ 3,020	$ -	**$ 277,859**
SOUTHSIDE INVESTMENT ACCOUNT	MONEY MKT	0.40%	$ 802,838	$ 49,224,344	$ 37,882	$ (48,300,493)	**$ 1,764,571**
CITIZENS 1ST INVESTMENT ACCOUNT	CASH	0.50%	$ 2,207,598	$ -	$ 8,404	$ -	**$ 2,216,002**
CITIZENS 1ST MONEY MARKET ACCOUNT	MONEY MKT	0.24%	$ 4,219,567	$ -	$ 44,506	$ -	**$ 4,264,073**
SOUTHSIDE DEBT MTN SERIES 2019	MONEY MKT	0.41%	$ -	$ 22,012,168	$ 84,555	$ (16,036,507)	**$ 6,060,217**
SOUTHSIDE DEBT RESERVE FUND SERIES 2013	MONEY MKT	0.39%	$ 422,534	$ -	$ 4,753	$ -	**$ 427,287**
SOUTHSIDE CD - 180 DAYS	CD	1.74%	$ -	$ 9,300,000	$ 80,863	$ (9,380,863)	**$ -**
SOUTHSIDE CD - 90 DAYS	CD	0.35%	$ -	$ 9,380,863	$ -	$ -	**$ 9,380,863**
SERIES 2014 DEBT RESERVE FUND	TEXPOOL	0.22%	$ 1,399,874	$ -	$ 14,383	$ -	**$ 1,414,257**
SERIES 2015 DEBT RESERVE FUND	CASH	0.39%	$ 263,387	$ -	$ 2,963	$ -	**$ 266,350**
TOTAL SHORT TERM FUNDS			**$ 15,645,472**	**$ 105,307,215**	**$ 293,449**	**$ (84,938,137)**	**$ 43,559,130**
TOTAL INVESTMENTS ALL FUNDS			**$ 15,645,472**	**$ 105,307,215**	**$ 293,449**	**$ (84,938,137)**	**$ 43,559,130**

COMPARATIVE DATA	6/15/2020
BARCLAYS AGGREGATE	1.32%
10 YEAR U.S. TREASURY BOND	0.76%
5 YEAR U.S. TREASURY BOND	0.35%
SOUTHSIDE BANK PREMIER CHECKING	0.19%
TEXPOOL	**0.22%**
TexasTERM	**0.24%**
CERTIFICATES OF DEPOSIT (90 DAY)	0.10%
90 DAY U.S. TREASURY BILL	0.18%

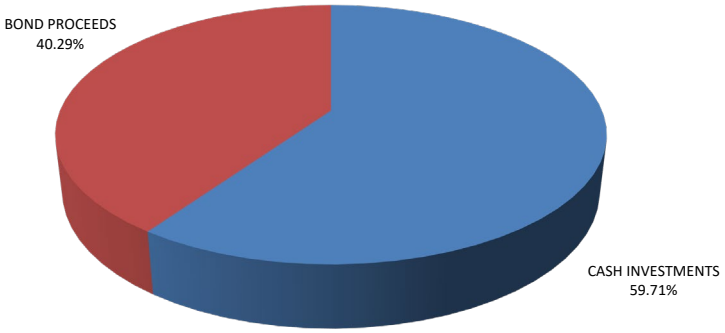

PORTFOLIO ALLOCATION

THIS INVESTMENT REPORT IS SUBMITTED BY:

DR. JUAN E. MEJIA, PRESIDENT

SARAH E. VAN CLEEF, VP for FINANCIAL & ADMINISTRATIVE AFFAIRS, CFO

FY 2020 MONTHLY BUDGET PROJECTIONS BY OBJECT CATEGORY

UNRESTRICTED FUNDS ONLY

	ACTUAL Sep-19	ACTUAL Oct-19	ACTUAL Nov-19	ACTUAL Dec-19	ACTUAL Jan-20	ACTUAL Feb-20	ACTUAL Mar-20	ACTUAL Apr-20	ACTUAL May-20	PROJ Jun-20	PROJ Jul-20	PROJ Aug-20	TOTAL	VARIANCE	2020 BUDGET 9/1/2019	2019 ACTUAL AUDITED
REVENUES																
TUITION	3,603,269	(74,566)	(94,145)	(165,554)	3,181,749	(57,113)	(42,885)	(14,029)	(90,190)	176,875	(55,578)	31,991	6,399,824	(1,954,140)	**8,353,964**	6,582,430
FEES	13,869,309	(4,657)	7,764	332,608	11,718,540	68,732	1,247	(1,324)	254,193	1,505,995	611,111	19,262	28,382,780	1,909,815	**26,472,965**	28,538,760
CE TUITION	31,840	352,294	81,845	125,912	260,252	337,111	42,090	20,482	85,167	257,344	187,006	293,070	2,074,413	(925,591)	**3,000,004**	2,329,594
STATE CONTRACTS	2,170,431	2,170,432	1,718,259	1,718,259	0	0	1,718,259	1,718,259	1,718,259	1,717,732	1,717,732	1,717,732	18,085,355	3,961	**18,081,394**	16,775,052
DISTRICT TAXES	55,465	125,374	1,608,360	6,827,986	7,367,015	4,521,847	435,945	230,798	181,758	163,243	156,461	111,637	21,785,890	(844,746)	**22,630,636**	20,609,724
MAINTENANCE TAX NOTES & INS	15,042	31,138	450,184	1,831,466	2,041,447	1,101,845	131,265	57,252	48,295	38,990	30,381	25,230	5,802,535	852,896	**4,949,639**	5,505,850
FEDERAL GRANTS	8,756	4,320	4,675	2,430	7,314	28,808	10,666	2,955	12,016	0	0	0	81,940	81,940	**0**	90,920
AUXILIARY SERVICES	3,999,704	14,572	(14,293)	20,987	3,483,016	(20,333)	154,575	(1,139,136)	696,192	77,739	218,487	63,913	7,555,422	(1,313,113)	**8,868,535**	8,042,672
OTHER SOURCES	179,772	103,825	132,537	(23,546)	212,797	152,249	135,445	39,469	35,180	114,750	285,904	60,312	1,428,694	144,836	**1,283,858**	1,942,282
TRANSFERS	437,661	0	0	0	60,000	0	0	0	0	0	0	2,476,516	2,974,177	234,508	**2,739,669**	2,779,607
	24,371,249	2,722,732	3,895,186	10,670,548	28,332,130	6,133,146	2,586,607	914,726	2,940,870	4,052,669	3,151,505	4,799,663	94,571,031	(1,809,633)	**96,380,664**	93,196,891
EXPENDITURES																
FACULTY SALARIES	1,532,491	1,530,701	1,530,000	1,644,068	1,546,037	1,536,372	1,538,096	1,525,958	1,537,605	1,573,998	1,580,789	1,550,252	18,626,367	(169,202)	**18,795,569**	18,039,229
PART TIME FACULTY	252,577	489,002	96,945	306,219	19,932	225,889	242,963	246,706	247,445	4,862	20,572	(4,949)	2,148,163	(412,962)	**2,561,125**	2,105,893
CE FACULTY	23,233	1,184	52,509	709	9,713	33,022	21,016	5,667	1,255	51,767	34,435	18,573	253,082	(45,981)	**299,063**	283,928
FACULTY SUBSTITUTION	680	2,567	4,289	3,513	131	4,915	2,228	0	0	185	0	165	18,673	(21,407)	**40,080**	35,946
FACULTY OVERLOADS	218,184	231,694	310,230	299,569	106,288	175,924	204,986	264,889	266,461	0	0	24,409	2,102,634	162,556	**1,940,078**	2,086,427
SUMMER FACULTY	0	0	0	0	0	0	0	0	0	88,225	448,957	359,580	896,762	0	**896,762**	828,492
STUDENT WAGES	49,446	7,188	115,312	25,856	42,908	60,133	49,377	8,318	8,178	19,831	12,941	18,751	418,240	(188,079)	**606,319**	526,946
ADMIN & PROF SALARIES	973,629	948,529	1,033,425	1,033,694	955,215	971,441	998,580	983,390	993,318	1,103,036	1,116,039	1,087,924	12,198,220	(956,751)	**13,154,971**	11,293,147
SUPPORT STAFF	432,797	362,967	515,991	485,943	424,857	411,483	407,246	361,911	369,851	469,681	487,291	479,027	5,209,045	(578,876)	**5,787,921**	5,142,814
OTHER SALARIES	83,168	77,443	107,299	61,964	79,015	100,941	60,406	42,357	40,665	55,674	70,286	126,766	905,984	(282,629)	**1,188,613**	926,324
BENEFITS	878,710	765,465	788,087	858,271	932,639	983,452	866,506	801,482	935,715	1,033,191	860,181	1,063,013	10,766,712	(540,891)	**11,307,603**	14,733,378
CE CONTRACT INSTRUCTION	17,067	161,108	34,804	38,397	109,406	98,384	147,073	12,965	21,449	162,570	73,404	99,323	975,951	(497,939)	**1,473,890**	1,126,734
COPIER/TELEPHONE/POSTAGE	16,710	206,748	46,400	14,923	78,607	57,029	34,451	38,718	55,597	100,866	85,605	114,152	849,806	(25,094)	**874,900**	812,353
PROPERTY INSURANCE	834,950	26,816	(310,148)	0	0	855	1,042	0	0	0	127,860	0	681,375	1,375	**680,000**	531,831
REPAIRS	(2,883)	55,130	55,277	30,556	79,857	39,909	49,428	47,714	50,343	63,958	142,535	172,673	784,496	(86,560)	**871,056**	661,098
INSTR SUPPLIES	44,791	60,549	38,607	33,701	56,419	73,267	42,072	18,153	55,829	45,944	96,644	123,451	689,428	48,618	**640,810**	655,580
OTHER SUPPLIES	104,813	172,197	84,403	87,791	75,676	82,588	46,629	72,076	81,802	91,151	89,631	338,942	1,327,699	(136,646)	**1,464,345**	1,416,471
TRAVEL	17,228	71,229	125,053	103,123	51,648	61,825	51,368	40,309	1,093	100,266	31,788	45,193	700,123	(175,878)	**876,001**	918,371
PROF DEVELOPMENT	22,352	20,862	8,477	3,941	5,522	5,927	10,498	1,190	3,234	27,710	54,418	22,895	187,026	(342,300)	**529,326**	169,234
UTILITIES	51,924	221,692	188,248	154,761	173,980	154,443	170,968	174,505	126,268	328,016	379,771	668,375	2,792,951	(1,417,584)	**4,210,535**	2,206,014
PERFORMANCE GRANTS	1,314,676	14,249	(41,506)	865,828	309,056	52,058	1,400	(17,309)	(162,826)	150,199	823,020	(726,293)	2,582,552	(223,903)	**2,806,455**	2,634,221
TAX COLLECTION	104,885	0	0	184,922	0	0	107,590	0	0	120,192	0	0	517,589	(47,412)	**565,001**	493,045
ADVERTISING	4,916	43,758	74,284	45,636	53,372	49,870	27,937	32,983	15,387	54,203	105,167	189,698	697,211	(33,572)	**730,783**	739,724
SPECIAL EVENTS	52,427	68,995	127,272	79,457	27,168	29,107	23,336	13,273	6,606	49,207	39,810	60,222	576,880	(63,164)	**640,044**	531,637
HOUSING MEALS	196,366	305,279	303,046	257,711	72,144	289,862	141,976	111,181	0	120	23,139	166,255	1,867,079	(632,921)	**2,500,000**	2,333,642
TPEG GRANTS	268,182	304,999	(185,468)	54,535	20,311	(4,046)	(2,996)	21,060	12,515	2,347	(1,761)	(30)	489,649	(60,351)	**550,000**	480,336
OTHER OPERATING	657,223	688,835	700,311	409,490	539,739	409,501	340,280	306,284	301,201	432,376	375,161	550,036	5,710,437	(905,773)	**6,616,210**	6,385,034
EQUIPMENT	3,034	177,271	31,301	25,061	24,044	55,572	10,241	16,690	15,926	22,654	28,558	220,760	631,112	234,477	**396,635**	577,960
TRANSFERS	850,600	12,898	50,000	9,482	0	0	6,300	0	0	16,691	0	(726)	945,245	(84,169)	**1,029,414**	2,482,191
DEBT SERVICE	0	0	0	0	0	5,957,348	0	0	0	0	0	6,065,322	12,022,670	75,515	**11,947,155**	11,638,891
BOARD RESERVE	0	0	0	0	0	0	0	0	0	0	0	400,000	400,000	0	**400,000**	0
	9,004,176	7,029,355	5,884,448	7,119,121	5,793,684	11,917,071	5,600,997	5,130,470	4,984,917	6,168,922	7,106,241	13,233,759	88,973,161	(7,407,503)	**96,380,664**	92,796,891
NET REVENUE/EXPENSE	15,367,073	(4,306,623)	(1,989,262)	3,551,427	22,538,446	(5,783,925)	(3,014,390)	(4,215,744)	(2,044,047)	(2,116,253)	(3,954,736)	(8,434,096)	5,597,870	5,597,870	**0**	400,000
BEGINNING BALANCE	8,007,662	8,007,662	8,007,662	8,007,662	8,007,662	8,007,662	8,007,662	8,007,662	8,007,662	8,007,662	8,007,662	8,007,662	8,007,662			7,607,662
ENDING FUND BALANCE	23,374,735	19,068,112	17,078,850	20,630,277	43,168,723	37,384,798	34,370,408	30,154,664	28,110,617	25,994,364	22,039,628	13,605,532	13,605,532			8,007,662

7/20/2020 11:35 AM

FY 2020 CUMULATIVE BUDGET PROJECTIONS BY OBJECT CATEGORY

UNRESTRICTED FUNDS ONLY

	ACTUAL Sep-19	ACTUAL Oct-19	ACTUAL Nov-19	ACTUAL Dec-19	ACTUAL Jan-20	ACTUAL Feb-20	ACTUAL Mar-20	ACTUAL Apr-20	ACTUAL May-20	PROJ Jun-20	PROJ Jul-20	PROJ Aug-20	VARIANCE	2020 BUDGET 9/1/2019	2019 ACTUAL AUDITED
REVENUES															
TUITION	3,603,269	3,528,703	3,434,558	3,269,004	6,450,753	6,393,640	6,350,755	6,336,726	6,246,536	6,423,411	6,367,833	6,399,824	(1,954,140)	**8,353,964**	6,582,430
FEES	13,869,309	13,864,652	13,872,416	14,205,024	25,923,564	25,992,296	25,993,543	25,992,219	26,246,412	27,752,407	28,363,518	28,382,780	1,909,815	**26,472,965**	28,538,760
CONT EDUCATION	31,840	384,134	465,979	591,891	852,143	1,189,254	1,231,344	1,251,826	1,336,993	1,594,337	1,781,343	2,074,413	(925,591)	**3,000,004**	2,329,594
STATE CONTRACTS	2,170,431	4,340,863	6,059,122	7,777,381	7,777,381	7,777,381	9,495,640	11,213,899	12,932,158	14,649,890	16,367,623	18,085,355	3,961	**18,081,394**	16,775,052
DISTRICT TAXES	55,465	180,839	1,789,199	8,617,185	15,984,200	20,506,047	20,941,992	21,172,790	21,354,548	21,517,791	21,674,253	21,785,890	(844,746)	**22,630,636**	20,609,724
MAINTENANCE TAX NOTES & INS	15,042	46,180	496,364	2,327,830	4,369,277	5,471,122	5,602,387	5,659,639	5,707,934	5,746,924	5,777,305	5,802,535	852,896	**4,949,639**	5,505,850
FEDERAL GRANTS	8,756	13,076	17,751	20,181	27,495	56,303	66,969	69,924	81,940	81,940	81,940	81,940	81,940	**0**	90,920
AUXILIARY SERVICES	3,999,704	4,014,276	3,999,983	4,020,970	7,503,986	7,483,653	7,638,228	6,499,092	7,195,284	7,273,023	7,491,510	7,555,422	(1,313,113)	**8,868,535**	8,042,672
OTHER SOURCES	179,772	283,597	416,134	392,588	605,385	757,634	893,079	932,548	967,728	1,082,478	1,368,382	1,428,694	144,836	**1,283,858**	1,942,282
TRANSFERS	437,661	437,661	437,661	437,661	497,661	497,661	497,661	497,661	497,661	497,661	497,661	2,974,177	234,508	**2,739,669**	2,779,607
	24,371,249	27,093,981	30,989,167	41,659,715	69,991,845	76,124,991	78,711,598	79,626,324	82,567,194	86,619,863	89,771,368	94,571,031	(1,809,633)	**96,380,664**	93,196,891
EXPENDITURES															
FACULTY SALARIES	1,532,491	3,063,192	4,593,192	6,237,260	7,783,297	9,319,669	10,857,765	12,383,723	13,921,328	15,495,326	17,076,115	18,626,367	(169,202)	**18,795,569**	18,039,229
PART TIME FACULTY	252,577	741,579	838,524	1,144,743	1,164,675	1,390,564	1,633,527	1,880,233	2,127,678	2,132,540	2,153,112	2,148,163	(412,962)	**2,561,125**	2,105,893
CE FACULTY	23,233	24,417	76,926	77,635	87,348	120,370	141,386	147,053	148,308	200,075	234,509	253,082	(45,981)	**299,063**	283,928
FACULTY SUBSTITUTION	680	3,247	7,536	11,049	11,180	16,095	18,323	18,323	18,323	18,508	18,508	18,673	(21,407)	**40,080**	35,946
FACULTY OVERLOADS	218,184	449,878	760,108	1,059,677	1,165,965	1,341,889	1,546,875	1,811,764	2,078,225	2,078,225	2,078,225	2,102,634	162,556	**1,940,078**	2,086,427
SUMMER FACULTY	0	0	0	0	0	0	0	0	0	88,225	537,182	896,762	0	**896,762**	828,492
STUDENT WAGES	49,446	56,634	171,946	197,802	240,710	300,843	350,220	358,538	366,716	386,547	399,488	418,240	(188,079)	**606,319**	526,946
ADMIN & PROF SALARIES	973,629	1,922,158	2,955,583	3,989,277	4,944,492	5,915,933	6,914,513	7,897,903	8,891,221	9,994,257	11,110,296	12,198,220	(956,751)	**13,154,971**	11,293,147
SUPPORT STAFF	432,797	795,764	1,311,755	1,797,698	2,222,555	2,634,038	3,041,284	3,403,195	3,773,046	4,242,727	4,730,018	5,209,045	(578,876)	**5,787,921**	5,142,814
OTHER SALARIES	83,168	160,611	267,910	329,874	408,889	509,830	570,236	612,593	653,258	708,932	779,218	905,984	(282,629)	**1,188,613**	926,324
BENEFITS	878,710	1,644,175	2,432,262	3,290,533	4,223,172	5,206,624	6,073,130	6,874,612	7,810,327	8,843,518	9,703,700	10,766,712	(540,891)	**11,307,603**	14,733,378
CE CONTRACT INSTRUCTION	17,067	178,175	212,979	251,376	360,782	459,166	606,239	619,204	640,653	803,223	876,628	975,951	(497,939)	**1,473,890**	1,126,734
COPIER/TELEPHONE/POSTAGE	16,710	223,458	269,858	284,781	363,388	420,417	454,868	493,586	549,183	650,049	735,654	849,806	(25,094)	**874,900**	812,353
PROPERTY INSURANCE	834,950	861,766	551,618	551,618	551,618	552,473	553,515	553,515	553,515	553,515	681,375	681,375	1,375	**680,000**	531,831
REPAIRS	(2,883)	52,247	107,524	138,080	217,937	257,846	307,274	354,988	405,331	469,289	611,824	784,496	(86,560)	**871,056**	661,098
INSTR SUPPLIES	44,791	105,340	143,947	177,648	234,067	307,334	349,406	367,559	423,388	469,332	565,976	689,428	48,618	**640,810**	655,580
OTHER SUPPLIES	104,813	277,010	361,413	449,204	524,880	607,468	654,097	726,173	807,975	899,126	988,757	1,327,699	(136,646)	**1,464,345**	1,416,471
TRAVEL	17,228	88,457	213,510	316,633	368,281	430,106	481,474	521,783	522,876	623,142	654,929	700,123	(175,878)	**876,001**	918,371
PROF DEVELOPMENT	22,352	43,214	51,691	55,632	61,154	67,081	77,579	78,769	82,003	109,713	164,131	187,026	(342,300)	**529,326**	169,234
UTILITIES	51,924	273,616	461,864	616,625	790,605	945,048	1,116,016	1,290,521	1,416,789	1,744,805	2,124,576	2,792,951	(1,417,584)	**4,210,535**	2,206,014
PERFORMANCE GRANTS	1,314,676	1,328,925	1,287,419	2,153,247	2,462,303	2,514,361	2,515,761	2,498,452	2,335,626	2,485,825	3,308,845	2,582,552	(223,903)	**2,806,455**	2,634,221
TAX COLLECTION	104,885	104,885	104,885	289,807	289,807	289,807	397,397	397,397	397,397	517,589	517,589	517,589	(47,412)	**565,001**	493,045
ADVERTISING	4,916	48,674	122,958	168,594	221,966	271,836	299,773	332,756	348,143	402,346	507,513	697,211	(33,572)	**730,783**	739,724
SPECIAL EVENTS	52,427	121,422	248,694	328,151	355,319	384,426	407,762	421,035	427,641	476,848	516,658	576,880	(63,164)	**640,044**	531,637
HOUSING MEALS	196,366	501,645	804,691	1,062,402	1,134,546	1,424,408	1,566,384	1,677,565	1,677,565	1,677,685	1,700,824	1,867,079	(632,921)	**2,500,000**	2,333,642
TPEG GRANTS	268,182	573,181	387,713	442,248	462,559	458,513	455,517	476,577	489,092	491,439	489,678	489,649	(60,351)	**550,000**	480,336
OTHER OPERATING	657,223	1,346,058	2,046,369	2,455,859	2,995,598	3,405,099	3,745,379	4,051,663	4,352,864	4,785,240	5,160,401	5,710,437	(905,773)	**6,616,210**	6,385,034
EQUIPMENT	3,034	180,305	211,606	236,667	260,711	316,283	326,524	343,214	359,140	381,794	410,352	631,112	234,477	**396,635**	577,960
TRANSFERS	850,600	863,498	913,498	922,980	922,980	922,980	929,280	929,280	929,280	945,971	945,971	945,245	(84,169)	**1,029,414**	2,482,191
DEBT SERVICE	0	0	0	0	0	5,957,348	5,957,348	5,957,348	5,957,348	5,957,348	5,957,348	12,022,670	75,515	**11,947,155**	11,638,891
BOARD RESERVE	0	0	0	0	0	0	0	0	0	0	0	400,000	0	**400,000**	0
	9,004,176	16,033,531	21,917,979	29,037,100	34,830,784	46,747,855	52,348,852	57,479,322	62,464,239	68,633,161	75,739,402	88,973,161	(7,407,503)	**96,380,664**	92,796,891
NET REVENUE/EXPENSE	15,367,073	11,060,450	9,071,188	12,622,615	35,161,061	29,377,136	26,362,746	22,147,002	20,102,955	17,986,702	14,031,966	5,597,870	5,597,870	**0**	400,000
BEGINNING BALANCE	8,007,662	8,007,662	8,007,662	8,007,662	8,007,662	8,007,662	8,007,662	8,007,662	8,007,662	8,007,662	8,007,662	8,007,662			7,607,662
ENDING FUND BALANCE	23,374,735	19,068,112	17,078,850	20,630,277	43,168,723	37,384,798	34,370,408	30,154,664	28,110,617	25,994,364	22,039,628	13,605,532		**0**	8,007,662

FY 2020 MONTHLY BUDGET PROJECTIONS BY OBJECT CATEGORY

CONTINUING EDUCATION

	ACTUAL Sep-19	ACTUAL Oct-19	ACTUAL Nov-19	ACTUAL Dec-19	ACTUAL Jan-20	ACTUAL Feb-20	ACTUAL Mar-20	ACTUAL Apr-20	ACTUAL May-20	PROJ Jun-20	PROJ Jul-20	PROJ Aug-20	TOTAL	VARIANCE	2020 BUDGET 9/1/2018	2019 ACTUAL AUDITED
REVENUES																
CORPORATE TRAIN TUITION FUNDED	3,310	60,726	2,695	4,125	14,523	58,080	1,366	(455)	17,046	0	0	0	161,416	(84,516)	**245,932**	190,597
CORPORATE NON-FUNDED	139	1,522	347	513	5,078	1,139	270	1,285	369	0	0	0	10,662	(3,845)	**14,507**	11,243
CORPORATE FEES NON-FUNDED	258	41,452	4,074	36,972	24,392	57,367	14,964	25,234	23,421	0	0	0	228,134	(353,221)	**581,355**	450,548
CORPORATE TRAIN FEES FUNDED	6,926	134,858	26,829	11,794	27,004	124,147	4,858	(1,044)	22,058	0	0	0	357,430	(62,060)	**419,490**	325,103
CE TUITION FUNDED	1,537	24,992	3,951	5,821	13,545	12,007	1,192	(1,575)	9,354	0	0	0	70,824	(101,746)	**172,570**	133,741
CE TUITION NON-FUNDED	6,483	10,599	753	10,340	70,325	9,466	7,156	(8,322)	(3,965)	0	0	0	102,835	(330,689)	**433,524**	335,980
CE FEES FUNDED	1,139	31,492	3,729	3,259	18,007	9,682	1,440	(1,027)	7,265	0	0	0	74,986	(106,465)	**181,451**	140,624
CE FEES NON-FUNDED	4,616	6,902	540	9,374	34,624	6,087	687	(4,447)	1,997	0	0	0	60,380	(87,441)	**147,821**	114,561
CE INDIRECT COST REVENUE	0	0	0	0	0	0	0	0	0	0	0	0	0	0	**0**	0
CE GIFT CERTIFICATE REVENUE	0	0	0	0	0	60	0	0	0	0	0	0	60	60	**0**	0
CE DISCOUNTS	0	(925)	(150)	(175)	(140)	(635)	0	(475)	65	0	0	0	(2,435)	1,917	**(4,352)**	(3,373)
CE - WAIVERS AND EXEMPTIONS	(5,760)	(1,641)	0	(918)	(918)	0	0	0	(275)	0	0	0	(9,512)	8,844	**(18,356)**	(9,625)
DANCEFEST	0	0	0	0	0	0	0	0	0	0	0	0	0	0	**0**	0
TABI RENT	7,132	7,247	7,247	7,247	7,632	7,631	7,633	7,832	7,832	0	0	0	67,433	(57,142)	**124,575**	96,544
RENT - RTDC	300	3,030	3,030	3,000	100	6,000	3,000	3,000	0	0	0	0	21,460	(40,876)	**62,336**	48,311
TEST ADMINISTRATION INCOME	0	0	0	0	0	0	0	0	0	0	0	0	0	(2,529)	**2,529**	1,960
TRUCKING REVENUE	5,760	32,040	28,800	34,560	46,080	46,080	(476)	476	0	0	0	0	193,320	(443,302)	**636,622**	493,380
	31,840	352,294	81,845	125,912	260,252	337,111	42,090	20,482	85,167	0	0	0	1,336,993	(1,663,011)	**3,000,004**	2,329,594
EXPENDITURES																
CE FACULTY	23,233	1,184	52,509	710	9,712	33,022	21,016	5,667	1,255	0	0	0	148,308	(192,314)	**340,622**	283,928
STUDENT WAGES	0	0	0	0	0	0	0	0	0	0	0	0	0	0	**0**	0
ADMINISTRATIVE SALARIES	49,596	48,278	48,884	52,138	50,167	50,420	51,796	46,236	47,837	0	0	0	445,352	(136,387)	**581,739**	511,967
SUPPORT STAFF	15,718	14,948	15,524	16,381	14,754	12,593	12,908	11,999	12,179	0	0	0	127,004	(97,589)	**224,593**	197,656
OTHER SALARIES	204	1,588	896	895	1,511	896	896	2,396	896	0	0	0	10,178	(46,202)	**56,380**	50,310
BENEFITS	9,303	8,772	9,912	8,587	8,763	9,381	9,173	7,981	7,869	0	0	0	79,741	(34,925)	**114,666**	100,913
CE CONTRACT INSTRUCTION	17,067	161,108	34,804	38,397	109,406	98,384	147,073	12,965	21,449	0	0	0	640,653	(657,636)	**1,298,289**	1,126,734
COPIER/TELEPHONE/POSTAGE	1,450	1,075	620	6,681	4,831	3,888	365	681	7,580	0	0	0	27,171	(41,107)	**68,278**	60,089
INSURANCE	0	0	0	0	0	0	6,511	0	0	0	0	0	6,511	6,511	**0**	0
REPAIRS	0	570	0	0	0	350	0	0	0	0	0	0	920	664	**256**	225
INSTR SUPPLIES	3,509	5,638	3,454	1,318	6,428	5,103	4,748	1,082	1,061	0	0	0	32,341	(103,418)	**135,759**	113,529
OTHER SUPPLIES	1,239	493	589	345	487	0	2,833	0	1,212	0	0	0	7,198	(2,554)	**9,752**	8,582
TRAVEL	0	692	1,634	223	35	693	28	165	(1,770)	0	0	0	1,700	(8,032)	**9,732**	8,565
PROF DEVELOPMENT	298	0	154	0	0	1,770	0	0	0	0	0	0	2,222	(2,156)	**4,378**	3,853
UTILITIES	0	0	0	420	470	0	10,176	341	2,092	0	0	0	13,499	13,499	**0**	0
ADVERTISING	510	3,065	408	179	23,801	10,049	5,546	3,209	164	0	0	0	46,931	(34,858)	**81,789**	71,979
SPECIAL EVENTS	0	323	2,632	805	2,822	0	0	0	0	0	0	0	6,582	330	**6,252**	5,503
OTHER OPERATING	4,425	4,209	4,367	435	10,655	6,928	758	446	675	0	0	0	32,898	(554)	**33,452**	29,950
EQUIPMENT	0	0	0	0	0	0	0	0	0	0	0	0	0	(34,067)	**34,067**	4,931
TRANSFERS	0	0	0	0	0	0	0	0	0	0	0	0	0	0	**0**	0
	126,552	251,943	176,387	127,514	243,842	233,477	273,827	93,168	102,499	0	0	0	1,629,209	(1,370,795)	**3,000,004**	2,578,714
NET REVENUE/EXPENSE	(94,712)	100,351	(94,542)	(1,602)	16,410	103,634	(231,737)	(72,686)	(17,332)	0	0	0	(292,216)	(292,216)	**0**	(249,120)

1000-2503-**** , 1000-2505-**** , 1000-2507-**** , 1000-2509-****

7/20/2020 11:35 AM

FY 2020 CUMULATIVE BUDGET PROJECTIONS BY OBJECT CATEGORY

CONTINUING EDUCATION

	ACTUAL Sep-19	ACTUAL Oct-19	ACTUAL Nov-19	ACTUAL Dec-19	ACTUAL Jan-20	ACTUAL Feb-20	ACTUAL Mar-20	ACTUAL Apr-20	ACTUAL May-20	PROJ Jun-20	PROJ Jul-20	PROJ Aug-20	VARIANCE	2020 BUDGET 9/1/2019	2019 ACTUAL AUDITED
REVENUES															
CORPORATE TUITION FUNDED	3,310	64,036	66,731	70,856	85,379	143,459	144,825	144,370	161,416	0	0	0	(84,516)	**245,932**	190,597
CORPORATE TUITION NON-FUNDED	139	1,661	2,008	2,521	7,599	8,738	9,008	10,293	10,662	0	0	0	(3,845)	**14,507**	11,243
CORPORATE FEES NON-FUNDED	258	41,710	45,784	82,756	107,148	164,515	179,479	204,713	228,134	0	0	0	(353,221)	**581,355**	450,548
CORPORATE FEES FUNDED	6,926	141,784	168,613	180,407	207,411	331,558	336,416	335,372	357,430	0	0	0	(62,060)	**419,490**	325,103
CE TUITION FUNDED	1,537	26,529	30,480	36,301	49,846	61,853	63,045	61,470	70,824	0	0	0	(101,746)	**172,570**	133,741
CE TUITION NON-FUNDED	6,483	17,082	17,835	28,175	98,500	107,966	115,122	106,800	102,835	0	0	0	(330,689)	**433,524**	335,980
CE FEES FUNDED	1,139	32,631	36,360	39,619	57,626	67,308	68,748	67,721	74,986	0	0	0	(106,465)	**181,451**	140,624
CE FEES NON-FUNDED	4,616	11,518	12,058	21,432	56,056	62,143	62,830	58,383	60,380	0	0	0	(87,441)	**147,821**	114,561
CE INDIRECT COST REVENUE	0	0	0	0	0	0	0	0	0	0	0	0	0	**0**	0
CE GIFT CERTIFICATE REVENUE	0	0	0	0	0	60	60	60	60	0	0	0	60	**0**	0
CE DISCOUNTS	0	(925)	(1,075)	(1,250)	(1,390)	(2,025)	(2,025)	(2,500)	(2,435)	0	0	0	1,917	**(4,352)**	(3,373)
CE - WAIVERS AND EXEMPTIONS	(5,760)	(7,401)	(7,401)	(8,319)	(9,237)	(9,237)	(9,237)	(9,237)	(9,512)	0	0	0	8,844	**(18,356)**	(9,625)
DANCEFEST	0	0	0	0	0	0	0	0	0	0	0	0	0	**0**	0
TABI RENT	7,132	14,379	21,626	28,873	36,505	44,136	51,769	59,601	67,433	0	0	0	(57,142)	**124,575**	96,544
RENT - RTDC	300	3,330	6,360	9,360	9,460	15,460	18,460	21,460	21,460	0	0	0	(40,876)	**62,336**	48,311
ADMIN & CORPORATE TEST INCOME	0	0	0	0	0	0	0	0	0	0	0	0	(2,529)	**2,529**	1,960
TRUCKING REVENUE	5,760	37,800	66,600	101,160	147,240	193,320	192,844	193,320	193,320	0	0	0	(443,302)	**636,622**	493,380
	31,840	384,134	465,979	591,891	852,143	1,189,254	1,231,344	1,251,826	1,336,993	0	0	0	(1,663,011)	**3,000,004**	2,329,594
EXPENDITURES															
CE FACULTY	23,233	24,417	76,926	77,636	87,348	120,370	141,386	147,053	148,308	0	0	0	(192,314)	**340,622**	283,928
STUDENT WAGES	0	0	0	0	0	0	0	0	0	0	0	0	0	**0**	0
ADMINISTRATIVE SALARIES	49,596	97,874	146,758	198,896	249,063	299,483	351,279	397,515	445,352	0	0	0	(136,387)	**581,739**	511,967
SUPPORT STAFF	15,718	30,666	46,190	62,571	77,325	89,918	102,826	114,825	127,004	0	0	0	(97,589)	**224,593**	197,656
OTHER SALARIES	204	1,792	2,688	3,583	5,094	5,990	6,886	9,282	10,178	0	0	0	(46,202)	**56,380**	50,310
BENEFITS	9,303	18,075	27,987	36,574	45,337	54,718	63,891	71,872	79,741	0	0	0	(34,925)	**114,666**	100,913
CE CONTRACT INSTRUCTION	17,067	178,175	212,979	251,376	360,782	459,166	606,239	619,204	640,653	0	0	0	(657,636)	**1,298,289**	1,126,734
COPIER/TELEPHONE/POSTAGE	1,450	2,525	3,145	9,826	14,657	18,545	18,910	19,591	27,171	0	0	0	(41,107)	**68,278**	60,089
INSURANCE	0	0	0	0	0	0	6,511	6,511	6,511	0	0	0	6,511	**0**	0
REPAIRS	0	570	570	570	570	920	920	920	920	0	0	0	664	**256**	225
INSTR SUPPLIES	3,509	9,147	12,601	13,919	20,347	25,450	30,198	31,280	32,341	0	0	0	(103,418)	**135,759**	113,529
OTHER SUPPLIES	1,239	1,732	2,321	2,666	3,153	3,153	5,986	5,986	7,198	0	0	0	(2,554)	**9,752**	8,582
TRAVEL	0	692	2,326	2,549	2,584	3,277	3,305	3,470	1,700	0	0	0	(8,032)	**9,732**	8,565
PROF DEVELOPMENT	298	298	452	452	452	2,222	2,222	2,222	2,222	0	0	0	(2,156)	**4,378**	3,853
UTILITIES	0	0	0	420	890	890	11,066	11,407	13,499	0	0	0	13,499	**0**	0
ADVERTISING	510	3,575	3,983	4,162	27,963	38,012	43,558	46,767	46,931	0	0	0	(34,858)	**81,789**	71,979
SPECIAL EVENTS	0	323	2,955	3,760	6,582	6,582	6,582	6,582	6,582	0	0	0	330	**6,252**	5,503
OTHER OPERATING	4,425	8,634	13,001	13,436	24,091	31,019	31,777	32,223	32,898	0	0	0	(554)	**33,452**	29,950
EQUIPMENT	0	0	0	0	0	0	0	0	0	0	0	0	(34,067)	**34,067**	4,931
TRANSFERS	0	0	0	0	0	0	0	0	0	0	0	0	0	**0**	0
	126,552	378,495	554,882	682,396	926,238	1,159,715	1,433,542	1,526,710	1,629,209	0	0	0	(1,370,795)	**3,000,004**	2,578,714
NET REVENUE/EXPENSE	(94,712)	5,639	(88,903)	(90,505)	(74,095)	29,539	(202,198)	(274,884)	(292,216)	0	0	0	(292,216)	**0**	(249,120)

1000-2503-**** , 1000-2505-**** , 1000-2507-**** , 1000-2509-****